




ATS ELGI
THINK LONG RUN

Truck Wheel Service Equipment

Optimize your investment



Truck Wheel Aligner ▪ Truck Wheel Balancer ▪ Truck Tyre Changer



Truck Wheel Aligner



The **Focus 8 Sensor GEOFIX 15.0** is equipped with 8 CCD sensors and RF communication to offer you fast and accurate alignment readings

Technical Specification

Wheel Rim Diameter	: 12" - 24"
Power Source	: 230V Single Phase
Measurements	: Toe, Caster, Camber, Setback, Thrust Angle, SAI



Key Features:

- Ultra-light sensor heads
- Caster swing: FAST, 10°, 20°
- In-built vehicle database
- User data management system
- Innovative BT² wireless communication (evolution of Bluetooth technology).
- New longer life and long-lasting rechargeable lithium batteries with no possible damage due to incorrect charge

Benefits:

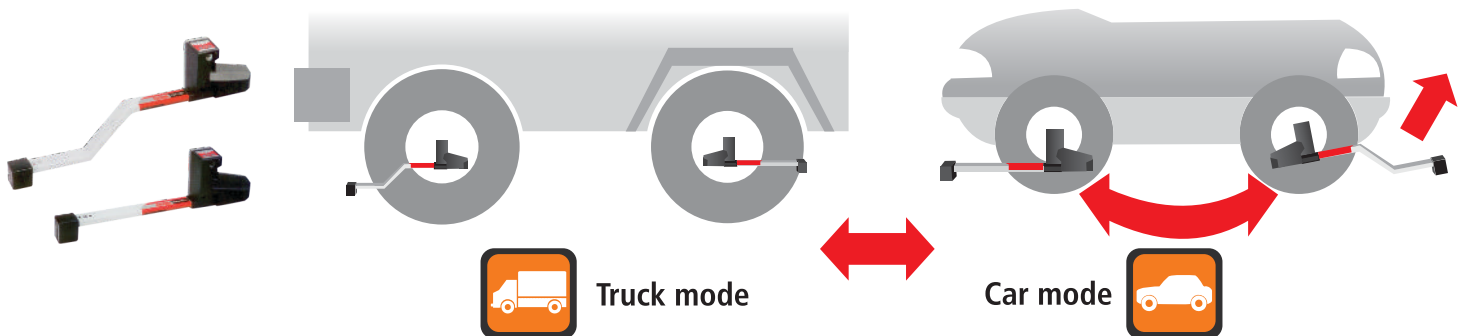
- Eliminates electronic turnplates thanks to wide-angle cameras
- Step-by-step measurement procedure up to 7 axles
- Handy and easy-to-use with featherweight sensors
- Absence of moving parts ensures better shock resistance
- Solar filter for outdoor use in sun-exposed areas
- FAST CASTER SWING & ADJUST TWO AXLES IN ONE SCREEN

Application:

- 4 wheel alignment of PCV & LCV
- 2 wheel alignment of PCV & LCV
- Wheel Alignment of HCV



Switch and tilt heads



Advantages



Lithium batteries
Charges last 24 hours under normal use. 1 year guaranteed battery life



Featherweight sensors
2.5/2.8 Kg



Store and recharge sensors together with clamps
No time wasted in dismantling




Innovative BT² communication
Immediate and obstacle free connection



Silicon accelerometer
Shock proof




Sunlight Filter
Over 12m wheel base even in outdoor sun exposed environment




3D Printout




FAST caster swing



Adjust two casters in one screen



Step by step procedure upto 7 axles



2 measuring head mode Quick measurement of front axle

Truck Wheel Balancer

ATS ELGI **FT 10M** is a universal wheel balancing machine with excellent features and a solid structure. The user friendly Heavy Vehicle balancer comes with a digital display and can balance both steel wheels as well as alloy wheels of PCV , HCV and UCV vehicles

Technical Specification

Standard Power Supply	: 115/230V-50/60 Hz 1Ph
Max. Power Consumption	: 500W
Balancing Accuracy	: 1gr Car/Auto/-10gr Truck/P.L.
Cycle Time	: <20 sec
Rim Width	: 15" - 20" (40-510 mm)
Rim Diameter	: 10" - 26" (265-660 mm)
Max. Wheel Diameter	: 1300 mm
Max Wheel Weight	: 200 Kg
Compressed Air Supply	: 8 - 10 bar
Gross Weight With Std. Accessories	: 234 Kg
Package Dimensions	: 1113 x 850 x 1060(h) mm



Key Features:

- Program options include STATIC, ALU S, SPLIT, USER control
- Motorized wheel balancer for truck and car wheels with electronic measuring system
- High brightness data digital display
- Manual lever brake
- Static balancing program and four program for dynamic balancing.
- The built-in pneumatic lift, equipped with safety device, is a "soft action type" lift, that means the operator, using his own force, can lower the wheels by a few millimetres
- This feature is extremely useful for a good locking and centering of the wheel

Benefits:

- Low balancing speeds
- Very fast and accurate readings
- The SPLIT program helps in hiding the balancing weight behind spokes for alloy wheels by accurately recalculating and splitting the balancing weight amount
- User settings for fast balancing
- Cone adaptor for truck, light commercial vehicle and car wheels with central hole from 43 to 180 mm and additional cones for Ø 202 - 221 - 281 mm

Application:

PCV wheels
LCV wheels
HCV wheels
UCV Wheels





Complete Support

for your truck wheel servicing requirements

Truck / Jumbo Tyre Changer

ATS ELGI Tyre Changer is an efficient electro - hydraulic powered changer which combines unique features and capabilities to make wheel service for trucks, buses and off-road vehicles faster, easier and more profitable.

Technical Specification :	Truck Tyre Changer	Jumbo Tyre Changer
Max. Wheel Diameter	: 1500 mm	2200 mm
Wheel Width	: 760 mm	1100 mm
Internal Rim Clamping	: 14" – 26"	14" – 56"
Operating Pressure	: 50 – 130 bar	50 - 130 bar
Gearbox Motor	: 1.8kW 380V – 3ph 50Hz 2.4HP	3.0 kW 380V – 3ph 50Hz 2.4HP
Pump Motor	: 1.1kW 380V – 3ph 50Hz 1.5HP	1.1kW 380V – 3ph 50Hz 1.5HP
Weight	: 561 kg	987 kg

Features:

- Super duty electric motor and hydraulic drive for superior torque and wheel holding power
- Self centering hydraulic clamping chuck
- Quick positioning and locking mount / demount arm
- Single piece frame for superior rigidity
- Massive chuck spindle handles the heaviest loads
- Suitable for both tube and tube-less tyres

Benefits

- Faster operation
- Reduces fatigue and improves productivity
- Handles both tube type and tube - less type tyres



Note: Due to continuous engineering improvements, technical specifications are subject to change without prior notice.



ATS ELGI Ltd.,

Private Industrial Estate, Kurichy, Coimbatore - 641021, India.

Tel : +91-422-2589999 | Email: enquiry@ats-elgi.com

Visit us at : www.ats-elgi.com

Toll-free number : 1800-425-3544

Working Hrs : Monday - Saturday : 9:00AM - 7:00PM

